

Food hose and pharmaceutical hose, heavy

Application

- flexible hose/ ducting for high throughput of abrasive powder, bulk material, granulate and for gases
- food industry, pharmaceutical industry: foodstuff, pharmaceutical
- conveying of dry foods e.g. rice, cereals, sugar, milk powder, powders, coffee, tea, grains, flour, frozen foods
- vacuum conveying equipment, vacuum hopper, suction conveyor, dosing system
- pelleting machines/ tablet presses
- mixer, dryer, packaging machine, bulk-bag (big bag)-charging and discharging, mill
- airport, airplane, rail vehicle, train, railway, boat, ship/ vessel, yacht: toilet discharging/ disposal
- industrial vacuum cleaners, vacuum cleaners
- agricultural industry: pneumatic grain conveyer
- animal stall, animal shed: feedstuff conveying, feedstuff plant, animal feed transport
- paper mill, paper and pulp industry: waste water, air extraction
- industrial washing machine: washing water hose

Properties

- heavy duty
- highly abrasion resistant
- increased pressure and vacuum resistance
- Approved by an independent testing laboratory for the complete hose acc. to EU-Directive 10/2011 and EC 1935/2004 and the latest EU-Directive 2015/174, food grade polyurethane, complies with: FDA 21 CFR 177.2600 and 178.2010
- Approval acc. to EU-Directive 10/2011 (food simulants A, B, C or E and D2) and EC 1935/2004
- odourless and tasteless
- microbe and hydrolysis resistant
- good resistance to oil, gasoline and chemicals
- very good low temperature flexibility
- flame-retardant according to: UL94-V2
- manufacturing process acc. GMP EC 2023/2006
- conforms to RoHS guideline

- REACH according to --> Technology / Technical Information / REACH

Temperature Range

- 40°C to 90°C
- short time to 125°C

Design

- AIRDUC® profile hose
- spring steel wire firmly embedded in wall
- wall: special premium ether-polyurethane (Pre-PUR®)
- wall thickness 1,4 - 1,5 mm approx.

Delivery variants

- further diameters and lengths available on request
- transparent (standard)
- customer-specific branding

I.D. (in / mm)	outer Ø (mm)	Pressure DIN 26057 (50% Elongation) (bar)	Vacuum DIN 26057 (axially fixed) (bar)	Bending Radius (mm)	Weight (kg/m)	Minimum Quantity (m)	Dimensions in Stock (m)	Production Lengths (m)	Order No.
blue translucent; not foodgrade; not flame-retardant									
5 / 125-127	136.00	0,925 (1,49)	0,265 (0,60)	101.00	1.84	100	-	5 10 15	355-0125-0275
6 / 150-152	161.00	0,770 (1,24)	0,180 (0,56)	139.00	2.87	80	-	5 10 15	355-0150-0275
7 / 178-180	191.00	0,645 (1,04)	0,135 (0,39)	156.00	2.87	80	-	5 10 15	355-0180-0275
8 / 200-203	213.00	0,580 (0,94)	0,120 (0,35)	156.00	3.12	60	-	5 10	355-0200-0275
10 / 254	267.00	0,460 (0,74)	0,074 (0,20)	194.00	3.98	40	-	5 10	355-0254-0275
standard									
- / 13	20.00	4,500 (8,59)	1,000 (1,00)	14.00	0.14	-	5 10 15	-	355-0013-1001
5/8 / 16	23.00	4,410 (7,14)	1,000 (1,00)	15.00	0.16	-	5 10 15	-	355-0016-1001
- / 20	27.00	4,250 (6,88)	1,000 (1,00)	17.00	0.23	-	5 10 15	-	355-0020-1001
- / 22	29.00	3,900 (6,31)	0,950 (1,00)	18.00	0.25	-	5 10 15	-	355-0022-1001
1 / 25	32.00	3,470 (5,61)	0,900 (1,00)	20.00	0.28	-	5 10 15	-	355-0025-1001
- / 30	40.00	3,600 (5,82)	0,880 (1,00)	25.00	0.42	-	5 10 15	-	355-0030-1001
1,25 / 32	42.00	3,395 (5,49)	0,875 (1,00)	26.00	0.44	-	5 10 15	-	355-0032-1001

Overpressure and underpressure are recommended threshold operating values, products can be subjected to higher loads upon request. The bending radius is measured through the inside of the hose arch. The right to make technical modifications is reserved. All values determined at 20°C and are approx. data. Additional information at www.norres.com/en/technology/



I.D.	outer Ø	Pressure DIN 26057 (50% Elongation)	Vacuum DIN 26057 (axially fixed)	Bending Radius	Weight	Minimum Quantity	Dimensions in Stock	Production Lengths	Order No.
(in / mm)	(mm)	(bar)	(bar)	(mm)	(kg/m)	(m)	(m)	(m)	
1,36 / 35	45.00	3,125 (5,05)	0,870 (1,00)	28.00	0.48	-	5 10 15	-	355-0035-1001
1,5 / 38	48.00	2,895 (4,68)	0,865 (1,00)	29.00	0.52	-	5 10 15 20	-	355-0038-1001
- / 40	50.00	2,760 (4,46)	0,855 (1,00)	30.00	0.54	-	5 10 15	-	355-0040-1001
1,75 / 44-45	55.00	2,470 (3,99)	0,845 (1,00)	33.00	0.60	-	5 10 15	-	355-0045-1001
2 / 50-51	60.00	2,235 (3,61)	0,835 (1,00)	35.00	0.66	-	5 10 15	-	355-0050-1001
- / 55	65.00	2,045 (3,30)	0,790 (1,00)	38.00	0.72	-	5 10 15	-	355-0055-1001
2,36 / 60	70.00	1,880 (3,03)	0,730 (1,00)	40.00	0.78	-	5 10 15	-	355-0060-1001
2,5 / 63-65	75.00	1,740 (2,81)	0,675 (1,00)	43.00	0.84	-	5 10 15	-	355-0065-1001
- / 70	81.00	1,620 (2,61)	0,605 (1,00)	62.00	0.98	-	5 10 15	-	355-0070-1001
3 / 75-76	86.00	1,515 (2,45)	0,555 (1,00)	66.00	1.05	-	5 10	-	355-0075-1001
- / 80	91.00	1,425 (2,30)	0,505 (1,00)	69.00	1.11	-	5 10	-	355-0080-1001
3,5 / 89-90	101.00	1,270 (2,05)	0,385 (0,89)	76.00	1.25	-	5 10 15	-	355-0090-1001
4 / 100-102	111.00	1,150 (1,85)	0,355 (0,95)	83.00	1.49	-	5 10 15	-	355-0100-1001
- / 110	121.00	1,045 (1,69)	0,325 (0,78)	90.00	1.63	-	5 10 15	-	355-0110-1001
4,5 / 114-115	126.00	1,000 (1,61)	0,300 (0,71)	94.00	1.68	-	5 10 15	-	355-0115-1001
4,72 / 120	131.00	0,960 (1,55)	0,280 (0,65)	97.00	1.77	-	5 10 15	-	355-0120-1001
5 / 125-127	136.00	0,925 (1,49)	0,265 (0,60)	101.00	1.84	-	5 10 15	-	355-0125-1001
- / 130	141.00	0,890 (1,43)	0,240 (0,56)	104.00	1.91	-	5 10 15	-	355-0130-1001
5,5 / 140	151.00	0,825 (1,33)	0,215 (0,48)	111.00	2.03	-	5 10 15	-	355-0140-1001
6 / 150-152	161.00	0,770 (1,24)	0,180 (0,56)	118.00	2.41	-	5 10 15	-	355-0150-1001
6,3 / 160	171.00	0,725 (1,17)	0,165 (0,49)	125.00	2.56	-	5 10 15	-	355-0160-1001
6,5 / 165	176.00	0,705 (1,13)	0,160 (0,46)	129.00	2.64	-	5 10 15	-	355-0165-1001
7 / 178-180	191.00	0,645 (1,04)	0,135 (0,39)	139.00	2.87	-	5 10 15	-	355-0180-1001
8 / 200-203	213.00	0,580 (0,94)	0,120 (0,35)	156.00	3.12	-	5 10	-	355-0200-1001
- / 250	263.00	0,465 (0,75)	0,075 (0,21)	191.00	3.88	-	5 10	-	355-0250-1001
- / 300	313.00	0,390 (0,63)	0,065 (0,19)	226.00	5.16	-	5 10	-	355-0300-1001

Overpressure and underpressure are recommended threshold operating values, products can be subjected to higher loads upon request. The bending radius is measured through the inside of the hose arch. The right to make technical modifications is reserved. All values determined at 20°C and are approx. data. Additional information at www.norres.com/en/technology/

Accessories



CONNECT THREAD
FITTING 234



CONNECT 228




CONNECT 243
FOOD



CLAMP 212



CONNECT 270-271



CONNECT 240 + 241
FOOD



CLAMP 213



CLAMP 217




CONNECT PRESS
ASSEMBLY 232



CONNECT 246
FOOD



CONNECT SAFETY
CLAMP ASSEMBLY
231



CONNECT 244
FOOD



CONNECT 223




CONNECT ASEPTIC



CLAMP 216



CONNECT TRI-



CONNECT 245



CLAMP 212 EC

Overpressure and underpressure are recommended threshold operating values, products can be subjected to higher loads upon request. The bending radius is measured through the inside of the hose arch. The right to make technical modifications is reserved. All values determined at 20°C and are approx. data. Additional information at www.norres.com/en/technology/

FITTING 249

CLAMP FITTING 245 FOOD



CONNECT DAIRY
FITTING 247



CONNECT MOULD
ASSEMBLY 233